

BEPPU CAMPUS MAP










BEPPU CAMPUS

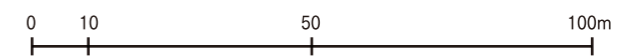
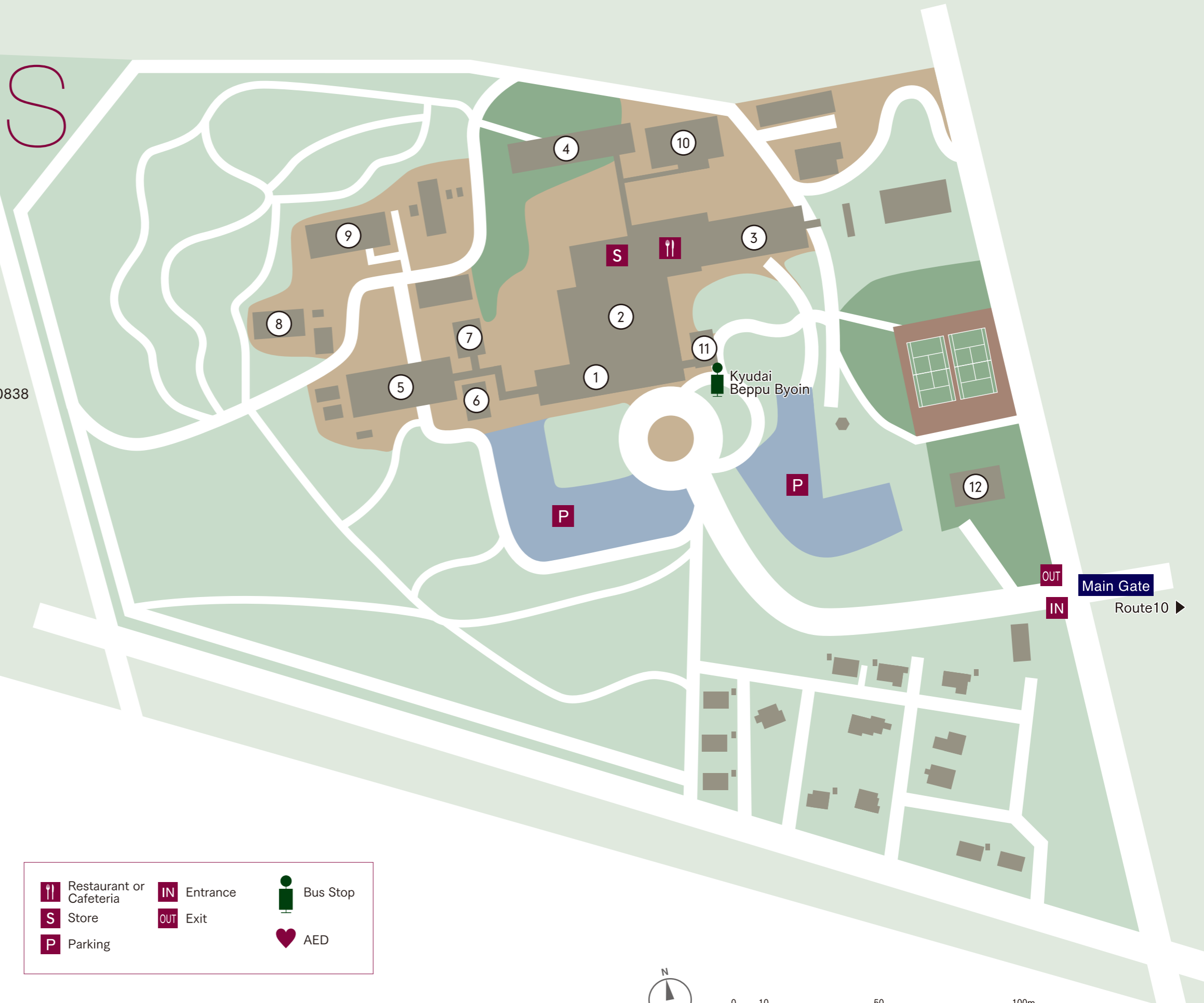
4546 Tsurumihara Tsurumi Beppu, Oita, Japan 874-0838

- ① Out-Patient Department
- ② Central Clinic Building ♥
- ③ Ward ♥
- ④ Physiotherapy Building ♥
- ⑤ Research Building
- ⑥ Audiovisual Hall
- ⑦ Library
- ⑧ Biomedical Experiment Institute
- ⑨ RI Research Building
- ⑩ High Energy Radiation Therapy Building
- ⑪ MR Inspection Room
- ⑫ Kun Kou Dormitory

Automated External Defibrillator (AED) Locations

- ② Central Clinic Building / 1st Floor
- ③ Ward / 2nd Floor Entrance, 4th Floor Entrance
- ④ Physiotherapy Building / 1st Floor

	Restaurant or Cafeteria		Entrance		Bus Stop
	Store		Exit		AED
	Parking				



(As of April 2020)